

State of Oregon  
Department of Public Safety Standards and Training

**NFPA Rope Rescue - Technician**  
Task Book

Task Book Assigned To:	
Name	DPSST Fire Service #
Agency Name	Date Initiated
Signature of Agency Head or Training Officer	Date Completed

Portions of this evaluation instrument are reprinted with permission from NFPA 1006 - 2017 Edition, "Standard for Technical Rescuer Professional Qualifications", Copyright 2017. National Fire Protection Association, Quincy, MA 02269. This reprinted material is not the complete and official position of the NFPA on the referenced subject, which is represented only by the standard in its entirety.

Department of Public Safety Standards and Training  
4190 Aumsville Hwy SE.  
Salem, Oregon 97317  
(503) 378-2100

Additional copies of this document may be downloaded from the DPSST web site:  
<http://www.oregon.gov/DPSST/FC/FireCertFormFree.shtml>

Revised January 2018

# NFPA Rope Rescue - Technician Signature Page

A copy of the applicant's training must be included with the DPSST NFPA Technical Rescuer application when applying for **NFPA Rope Rescue – Technician** certification. Only a certified NFPA Technical Rescuer in that specialty area may sign off the Task Book.

**Attest:** The information contained in this Task Book is true and correct to the best of my knowledge. I understand that falsification of information on this document is subject to penalty under ORS 162.055, et al, and ORS 162.305 and is cause to deny or revoke DPSST fire service professional certification(s).

<b><u>NFPA Rope Rescue Task Book Assigned To:</u></b>		
_____	_____	_____
Signature	Printed Name	DPSST Fire Service #
_____		_____
Agency Name		Date Initiated
_____	_____	_____
Signature of Certified Technician	Printed Name of Certified Technician	Date Completed

**Technical Rescuer Evaluators:** Each Evaluator must document the following information:

<b>Evaluator: Level of Technical Rescuer certification:</b>			<input type="checkbox"/> Tower	<input type="checkbox"/> Rope - Operations	<input type="checkbox"/> Rope - Technician				
<input type="checkbox"/> Structural Collapse	<input type="checkbox"/> Confined Space	<input type="checkbox"/> Vehicle	<input type="checkbox"/> Trench	<input type="checkbox"/> Machinery					
<input type="checkbox"/> Surface Water	<input type="checkbox"/> Swiftwater	<input type="checkbox"/> Dive	<input type="checkbox"/> Surf	<input type="checkbox"/> Watercraft					
<b><u>Sections of chapter signed off by Evaluator:</u></b>									
____5	____6	____7	____8	____11	____12	____16	____17	____18	____20
_____	_____	_____	_____	_____	_____	_____	_____	_____	_____
Signature of Evaluator		Printed Name of Evaluator		DPSST Fire Number		Date			

<b>Evaluator: Level of Technical Rescuer certification:</b>			<input type="checkbox"/> Tower	<input type="checkbox"/> Rope - Operations	<input type="checkbox"/> Rope - Technician				
<input type="checkbox"/> Structural Collapse	<input type="checkbox"/> Confined Space	<input type="checkbox"/> Vehicle	<input type="checkbox"/> Trench	<input type="checkbox"/> Machinery					
<input type="checkbox"/> Surface Water	<input type="checkbox"/> Swiftwater	<input type="checkbox"/> Dive	<input type="checkbox"/> Surf	<input type="checkbox"/> Watercraft					
<b><u>Sections of chapter signed off by Evaluator:</u></b>									
____5	____6	____7	____8	____11	____12	____16	____17	____18	____20
_____	_____	_____	_____	_____	_____	_____	_____	_____	_____
Signature of Evaluator		Printed Name of Evaluator		DPSST Fire Number		Date			

<b>Evaluator: Level of Technical Rescuer certification:</b>			<input type="checkbox"/> Tower	<input type="checkbox"/> Rope - Operations	<input type="checkbox"/> Rope - Technician				
<input type="checkbox"/> Structural Collapse	<input type="checkbox"/> Confined Space	<input type="checkbox"/> Vehicle	<input type="checkbox"/> Trench	<input type="checkbox"/> Machinery					
<input type="checkbox"/> Surface Water	<input type="checkbox"/> Swiftwater	<input type="checkbox"/> Dive	<input type="checkbox"/> Surf	<input type="checkbox"/> Watercraft					
<b><u>Sections of chapter signed off by Evaluator:</u></b>									
____5	____6	____7	____8	____11	____12	____16	____17	____18	____20
_____	_____	_____	_____	_____	_____	_____	_____	_____	_____
Signature of Evaluator		Printed Name of Evaluator		DPSST Fire Number		Date			

<b>Evaluator: Level of Technical Rescuer certification:</b>			<input type="checkbox"/> Tower	<input type="checkbox"/> Rope - Operations	<input type="checkbox"/> Rope - Technician				
<input type="checkbox"/> Structural Collapse	<input type="checkbox"/> Confined Space	<input type="checkbox"/> Vehicle	<input type="checkbox"/> Trench	<input type="checkbox"/> Machinery					
<input type="checkbox"/> Surface Water	<input type="checkbox"/> Swiftwater	<input type="checkbox"/> Dive	<input type="checkbox"/> Surf	<input type="checkbox"/> Watercraft					
<b><u>Sections of chapter signed off by Evaluator:</u></b>									
____5	____6	____7	____8	____11	____12	____16	____17	____18	____20
_____	_____	_____	_____	_____	_____	_____	_____	_____	_____
Signature of Evaluator		Printed Name of Evaluator		DPSST Fire Number		Date			

Task Book Qualification Record Books (Task Book) have been developed for various certification levels within the Oregon Department of Public Safety Standards and Training (DPSST) system. Each Task Book lists the job performance requirements (JPRs) for the specific certification level in a format that allows a candidate to be trained and evaluated during three (3) sequential sessions. Successful performance of all tasks, as observed and recorded by a qualified and approved evaluator will result in the candidate's eligibility for DPSST certification.

To become certified at a specific level, the applicant must successfully complete the job performance requirements in sequence. Before a job performance evaluation can be taken, all requisite knowledge and skills must be satisfied. In addition, all relative task book evaluations must be checked off by the evaluator. When all prescribed requirements have been met, an application for Certification will be forwarded to DPSST. All certificates are mailed to the Training Officer at his/her Fire Service Agency.

#### **TASK BOOK SPECIFICATIONS:**

To successfully complete this task book, only an evaluator certified as an NFPA Rope Rescue may sign off on the JPR's. 'Requisite Knowledge' sections may be completed during class and signed by the instructor. 'Requisite Skills' sections may be conducted and signed at the candidate's fire agency.

#### **NFPA TASK BOOK INFORMATION:**

The JPRs covered in this Task Book meet or exceed all NFPA published standards for this certification level at the time of this publication. Mention of NFPA and its standards do not, and are not intended as adoption of—or reference to—NFPA standards. For more information on the complete job performance requirements and data, see the individual DPSST Task Book for that certification level.

#### **NOTE TO FIRE SERVICE AGENCIES:**

These JPRs serve as general guidelines. As such they are not intended to replace specific sequences of apparatus or equipment operation that may be outlined by manufacturer specifications. At all times, standard operating procedures of the Fire Service Agency in which the evaluation is being conducted will govern. Fire Service Agencies should have available for evaluators a copy of manufacturer specifications and the Fire Service Agencies standard operational guidelines.



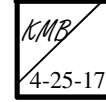
**\*A vertical line (|) to the left of the document indicates a change from the previous standard.**

#### **HOW TO EVALUATE PERFORMANCE:**

Each JPR has one to three corresponding box(es) to the right in which to confirm a candidate's success. The evaluator must indicate successful passing by the candidate of each JPR by initialing and dating (see example on the following page).

**Example:**

**5.1.1 Recognize the need for support resources, given a specific type of rescue incident, so that a resource cache is managed, scene lighting is provided for the tasks to be undertaken, environmental concerns are managed, personnel rehabilitation is facilitated, and the support operation facilitates rescue operational objectives.**



# TASK BOOK QUALIFICATION RECORD

FOR THE CERTIFICATION LEVEL OF

## NFPA Rope Rescue - Technician

Prior to becoming certified in this position, the sample candidate must successfully complete the following Job Performance Requirements (JPR). For each JPR there are requisite knowledge and skill requirements. The evaluator must initial and date in the box provided to indicate the meeting of those requirements before the firefighter may proceed.

**5.3 Technician Level.** The job performance requirements defined in Section 5.2 and 5.3.1 through 5.3.6 shall be met prior to technician level qualification in rope rescue.

**5.3.1** Direct a team in the operation of a rope rescue system to remove a victim stranded on or clinging to a natural or manmade feature in a high-angle environment, given a victim stranded on or clinging to a feature and a means of removal of the victim to the ground or other safe area, so that risks to victims and rescuers are minimized, injury to the victim is minimized, the means of attachment to the rope rescue system is maintained, the victim is removed and brought to a safe area for transfer to EMS.

**(A) Requisite Knowledge.** Techniques and systems for safe transfer of stranded victims from a natural or manmade feature, various techniques for handling stranded victims without inducing a fall.

**(B) Requisite Skills.** Select and construct systems for rapid removal of stranded victims from natural or manmade features, manage operation of the selected system, determine condition of the stranded victim, reduce hazards for rescuers and victims, and determine specialized equipment needs for victim movement.

**5.3.2 Direct a team in the operation of a rope rescue system to remove a victim suspended from rope or webbing in a high-angle environment, given a victim suspended by a harness attached to anchored rope or webbing, systems for removal of the victim from the rope or webbing, and a means of removal of the victim to the ground or other safe area, so that risks to victims and rescuers are minimized, injury to the victim is minimized, the means of attachment to the rope rescue system is maintained, the victim is removed from the rope or webbing, and the victim is brought to a safe area for transfer to EMS.**

**(A)\* Requisite Knowledge.** Techniques and systems for safe transfer of suspended victims from an existing anchored rope or webbing to a rope rescue system, various techniques for handling suspended victims, and principles of suspension-induced injuries.

**(B) Requisite Skills.** Select and construct systems for rapid removal of victims from lanyards or rope or webbing, manage operation of the selected system, determine condition of the suspended victim, reduce hazards for rescuers and victims, and determine specialized equipment needs for victim movement.

**5.3.3\* While suspended from a rope rescue system, perform the transfer and movement of a victim suspended from rope or webbing in a high-angle environment to a separate rope rescue lowering or mechanical advantage system, given a rope rescue system, a specified minimum travel distance for the victim, victim transfer systems, and specialized equipment necessary for the environment, so that risks to victims and rescuers are minimized; undesirable victim movement during the transfer is minimized; the means of attachment to the rope rescue system is maintained; the victim is removed from the static line and lowered or raised to a stable surface; victim positioning is managed to reduce adverse effects associated with suspension-induced injuries; selected specialized equipment facilitates efficient victim movement; and the victim can be transported to the local EMS provider.**

(A) **Requisite Knowledge.** Task-specific selection criteria for victim transfer systems, various physical and psychological victim management techniques, PPE selection criteria, design characteristics and intended purpose of various transfer systems, rigging principles, cause and effects of suspension-induced injuries, methods to minimize common environmental hazards, and hazards created in high-angle environments.

(B) **Requisite Skills.** The ability to choose victim transfer systems, select and use PPE appropriate to the conditions, perform a transfer of the victim from a static line to the lowering or mechanical advantage system, reduce hazards for rescuers and victims, and determine specialized equipment needs for victim movement.

**5.3.4\* Perform the activities of a litter tender in a high-angle lowering or raising operation, given a rope rescue system, a specified minimum travel distance for the litter tender, life safety harnesses, litters, bridles, and specialized equipment necessary for the environment, so that risks to victims and rescuers are minimized; the means of attachment to the rope rescue system is secure; and the travel path is negotiated while minimizing risks to equipment or persons.**

(A) **Requisite Knowledge.** Task-specific selection criteria for life safety harnesses, PPE selection criteria, variations in litter design and intended purpose, high-angle litter attachment principles, techniques and practices for high-angle environments, and common hazards imposed by the various structures and terrain.

(B) **Requisite Skills.** The ability to select and use rescuer harness and PPE for common environments, attach the life safety harness to the rope rescue system, maneuver the litter past obstacles or natural structural features, manage the litter while attached to the rope rescue system, and evaluate surroundings for potential hazards.

**5.3.5\*** Participate as a member of a team in the construction of a rope rescue system intended to move a suspended rescue load along a horizontal path to avoid an obstacle, given rescue personnel, life safety rope, rope rescue equipment, and a suitable anchor capable of supporting the load, so that personnel assignments are made and clearly communicated; the system constructed can accommodate the load; tension applied within the system will not exceed the rated capacity of any of its components' parts; a system safety check is performed; movement on the load is efficient; and loads can be held in place or moved with minimal effort over the required distance.

(A) **Requisite Knowledge.** Determination of incident needs as related to operation of a system, capabilities and limitations of various systems (including capacity ratings), methods for limiting excessive force to system components, incident site evaluation as related to interference concerns and obstacle negotiation, rigging principles, system safety check protocol, common personnel assignments and duties, common and critical operational commands, and common problems and ways to minimize these problems during construction.

(B) **Requisite Skills.** The ability to determine incident needs as related to construction of a system, evaluate an incident site as related to interference concerns and setup, identify the obstacles or voids to be negotiated, select a system for defined task, perform system safety checks, use rigging principles that will limit excessive force to system components, and communicate with personnel effectively.

**5.3.6\*** Direct a team in the operation of a rope system to move a suspended rescue load along a horizontal path, given rescue personnel, an established system, a target for the load, a load to be moved, and PPE, so that the movement is controlled; the load is held in place when needed; operating methods do not stress the system to the point of failure; personnel assignments are made; tasks are communicated; and potential problems are identified, communicated, and managed.



**(A) Requisite Knowledge.** Determination of incident needs as related to the operation of a system, capabilities and limitations of various systems, incident site evaluation as related to interference concerns and obstacle negotiation, system safety check protocol, procedures to evaluate system components for compromised integrity, common personnel assignments and duties, common and critical operational commands, common problems and ways to minimize or manage those problems, and ways to increase the efficiency of load movement.

**(B) Requisite Skills.** The ability to determine incident needs, complete a system safety check, evaluate system components for compromised integrity, select personnel, communicate with personnel effectively, manage movement of the load, and evaluate for any potential problems.

**5.3.7 Climb, ascend, descend, and traverse natural features or man-made structures that require the use of climbing aids, positioning equipment, or fall protection systems to prevent the fall or unwanted movement of the rescuer, given the equipment used by the agency, and a task that reflects the anticipated rescue environment so that the objective is achieved, the rescuer can perform the required task, and fall protection is maintained.**

**(A)\* Requisite Knowledge.** The application and limitations of climbing, positioning, and fall protection systems and equipment commensurate with the organization's needs.

**(B) Requisite Skills.** The ability to climb vertical or near-vertical paths using the surfaces provided by the environment or climbing aids used by the agency and the use of positioning equipment to support the weight of the rescuer in a vertical or near-vertical environment permitting the rescuer to perform a task.

**5.3.8\* Interact with a person at height who is in an emotional or psychological crisis given an environment consistent with the mission of the agency, the policies and procedures of the organization, and a person in a crisis scenario so that the condition is recognized and communicated to the team, the rescuer is prevented from harm, and the actions of the rescuer do not escalate the incident.**

**(A) Requisite Knowledge.** Indicators of a person in emotional crisis, typical triggers that can cause individuals to become agitated or anxious, methods of interacting to prevent harm to the rescuer and the subject, and best practices to de-escalate incidents involving persons in crisis.



**(B) Requisite Skills.** Methods of approach that minimize the risk to the rescuer from subjects whose psychological or emotional state is unknown, interview techniques that provide insight to the motives and state of mind of the subject, and communicating and interacting with the subject in a manner that does not escalate the incident.

